


CENTARI® 500 2K ENAMEL



PRODUCT DESCRIPTION

Centari 500 2K Enamel is a two-component topcoat system for solid colours and one-coat metallic colours. It is suitable for spot, panel and overall repairs.

All-round solventborne refinishing performance / 2K MS topcoat
Robust, proven medium solids topcoat

FEATURES

- 01** Delivers an excellent appearance with a high-gloss finish.
- 02** Provides very good hiding and low consumption.

TECHNICAL DATA SHEET

CENTARI® 500

2K ENAMEL



Product preparation - application STANDARD



It is strongly recommended to use appropriate personal protection equipment during application to avoid respiratory, skin and eye irritation.



Surfaces must be prepared and cleaned correctly before application
Primer-surfacer or Surfacer, sanded and cleaned
Old or original paintwork well sanded and cleaned.
Primer-Surfacer or Surfacer, unsanded in a wet-on-wet process
Repair areas should be sanded with P500-P600 (by machine) or P800-P1000 (by hand) and cleaned



M-6149

	Standard	Interiors
C500	2	2
125S	1	1
AK321	0.5	-
421R*	-	0.5

*421R is recommended for interiors and spot repair only.



Pot life at 20°C: 4 hr - 6 hr



	Spray nozzle	Spray pressure	
Compliant	1.3 - 1.4	1.8 - 2.2 bar	inlet pressure
HVLP	1.3 - 1.5	0.7 bar	atomisation pressure

see manufacturer's instructions



2 coats

intermediate and final flash-off: 10 min



	125S
20 °C	6 hr
60 - 65 °C	30 min



Guideline for short wave IR equipment
Half power: 5 min
Full power: 15 - 20 min

VOC compliant

This product mix is not VOC compliant.

TECHNICAL DATA SHEET

CENTARI® 500

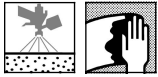
2K ENAMEL



Product preparation - application Standard High Build



It is strongly recommended to use appropriate personal protection equipment during application to avoid respiratory, skin and eye irritation.



Surfaces must be prepared and cleaned correctly before application
Primer-surfacer or Surfacer, sanded and cleaned
Old or original paintwork well sanded and cleaned.
Primer-Surfacer or Surfacer, unsanded in a wet-on-wet process
Repair areas should be sanded with P500-P600 (by machine) or P800-P1000 (by hand) and cleaned



M-6152

	Spot & Panel repair	Standard
C500	3	3
256S	1	-
AK260	-	1
AK360 / 421R*	0.6	0.6

*421R is recommended for interiors and spot repair only.



Pot life at 20°C: 2 hr



	Spray nozzle	Spray pressure	
Compliant	1.3 - 1.4	1.8 - 2.2 bar	inlet pressure
HVLP	1.3 - 1.5	0.7 - 0 bar	atomisation pressure

see manufacturer's instructions



2 coats

intermediate and final flash-off: 10 min



	256S	AK260
20 °C	2 hr	6 hr
60 - 65 °C	20 min	30 min



Guideline for short wave IR equipment
Half power: 5 min
Full power: 15 - 20 min

VOC compliant

This product mix is not VOC compliant.

TECHNICAL DATA SHEET



CENTARI® 500

2K ENAMEL

Products

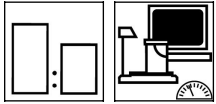
AMx Centari® MasterTint®
AMxx Centari® MasterTint®

AK100 Centari® 500 2K Binder

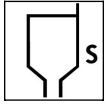
125S Standard Activator
256S Activator Fast
AK260 High Solids Activator

421R Varispeed
AK321 Centari® 500 2K Thinner
AK360 Centari® 500 High Solids Thinner

Product mix



Mixing ratios with special agents are available in the productmix table on ChromaWeb and in the specific TDS.



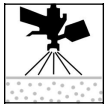
DIN 4: 15 - 22 s at 20°C



40 - 60 µm
50 - 70 µm High build

Theoretical coverage

310 - 390 m²/l at 1 micron dry film thickness
Due to different activator characteristics and different mixing ratios of the ready-to-use mixture in some TDS versions, the theoretical coverage calculation may vary.
Note: The practical material consumption depends on several factors, e.g. geometry of the object, surface formation, application method, spray gun setting, inlet pressure, etc.



Centari® 500 2K Enamel can be overcoated with itself within 24 hours, with scuff sanding



Clean after use with a suitable solventbased guncleaner.

TECHNICAL DATA SHEET

CENTARI® 500

2K ENAMEL



Remarks

- Material has to be at room temperature (18-25°C) before use.
- Centari MasterTints have to be thoroughly mixed before weigh-out and the Centari colour has to be mixed immediately after weigh-out.
- Close can of Activator tightly immediately after use, as this product will react with humid air and water and lose its hardening effect.
- For Semi-Flexible systems 10% 805R Flexible Additive can be added to the base material. Activator and Thinner ratios remain equal.
- For Full-Flexible systems the mixing ratios are available in the productmix table on Chromaweb.

Consult Safety Data Sheet prior to use. Observe the precautionary notices displayed on the container.

All other products referred to in the refinish build up are from our Cromax product range. System properties will not be valid when the related material is used in combination with any other materials or additives which are not part of our Cromax product range, unless explicitly indicated otherwise.

For professional use only! The information provided in this documentation has been carefully selected and arranged by us. It is based upon our best knowledge on the subject at the date of issuance. The Information is given for information purposes only. We are not liable for its correctness, accuracy and completeness. It is up to the user to check the information with regard to up-to-dateness and suitability for his intended purpose. The intellectual property in this Information, including patents, trademarks and copyrights, is protected. All rights reserved. The relevant Material Safety Data Sheet and Warnings displayed on the product label need to be observed. We may modify and/ or discontinue operation of all or portions of this Information at any time in our sole discretion, without notice and assume no responsibility to update the Information. All rules set forth in this clause shall apply accordingly for any future changes and amendments.