

800RA

PLASTIC ADHESION PROMOTOR



PRODUCT DESCRIPTION

Plastic Adhesion Promoter 800RA is a transparent adhesion promoter in a spray can for use on uncoated plastics. It provides excellent adhesion on exterior plastic car parts.

Excellent adhesion on plastic

FEATURES

- 01** Provides excellent adhesion to exterior plastic car parts.
- 02** Can be directly applied on degreased, uncoated plastic.
- 03** Comes ready to use.
- 04** Also available in non-aerosol form - 800R.

TECHNICAL DATA SHEET

800RA

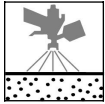


PLASTIC ADHESION PROMOTOR

Product preparation - application STANDARD



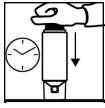
It is strongly recommended to use appropriate personal protection equipment during application to avoid respiratory, skin and eye irritation.



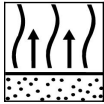
New exterior common plastic car parts, tempering 60 min. 60-65°C / first cleaning use a pad ultrafine soaked in plastic cleaner / final cleaning use a cloth moistened with plastic cleaner.
Repairs to exterior common plastic car parts, sanded and cleaned.



Shake before use. (for at least 2 minutes)
Make a spray test after shaking.



Not applicable

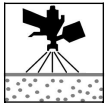


1 - 2 coats

with intermediate flash-off: 5 min

1 coat

final flash-off: 10 min - 15 min



2K Elastified Surfacer

VOC compliant

2004/42/IIB(e)(840) 730: The EU limit value for this product (product category: IIB(e)) in ready to use form is maximum 840 g/l of VOC. The VOC content of this product in ready to use form is maximum 730 g/l.

TECHNICAL DATA SHEET

800RA




PLASTIC ADHESION PROMOTOR

Products

800RA Plastic Adhesion Promotor

	1 - 2 μm
--	---------------------

Theoretical coverage 90 - 95 m^2/l at 1 micron dry film thickness
Due to different activator characteristics and different mixing ratios of the ready-to-use mixture in some TDS versions, the theoretical coverage calculation may vary.
Note: The practical material consumption depends on several factors, e.g. geometry of the object, surface formation, application method, spray gun setting, inlet pressure, etc.

	After use, hold aerosol can upside down and spray briefly to clean nozzle.
--	--

Remarks

- Material has to be at room temperature (18-25°C) before use.
- Application distance to the substrate should be 15 until 25 cm.

Consult Safety Data Sheet prior to use. Observe the precautionary notices displayed on the container.

All other products referred to in the refinish build up are from our Cromax product range. System properties will not be valid when the related material is used in combination with any other materials or additives which are not part of our Cromax product range, unless explicitly indicated otherwise.

For professional use only! The information provided in this documentation has been carefully selected and arranged by us. It is based upon our best knowledge on the subject at the date of issuance. The Information is given for information purposes only. We are not liable for its correctness, accuracy and completeness. It is up to the user to check the information with regard to up-to-dateness and suitability for his intended purpose. The intellectual property in this Information, including patents, trademarks and copyrights, is protected. All rights reserved. The relevant Material Safety Data Sheet and Warnings displayed on the product label need to be observed. We may modify and/ or discontinue operation of all or portions of this Information at any time in our sole discretion, without notice and assume no responsibility to update the Information. All rules set forth in this clause shall apply accordingly for any future changes and amendments.