

**EVERCOAT®**

**NEW & IMPROVED**

# EZ ULTRA LITE™

**EZ ULTRA LITE™** is a tack free super lightweight body filler designed to reduce sandpaper clogging and sand to a fine finish.

- ▶ Creamier formula for easier mixing and application, giving an even consistent finish
- ▶ Micro-Weight - Revolutionary Light Weight Formula
- ▶ Super Easy Sanding and Smooth Spreading
- ▶ Stir before every use








**101342**

Available in: 3L

[evercoat.com](http://evercoat.com)

703350 11.2023

<p>Description</p>	<p>A tack free super lightweight body filler designed to reduce sandpaper clogging and sand to a fine finish.</p>												
<p>Approved Substrates</p> 	<ul style="list-style-type: none"> <li>• Cold Rolled Steel</li> <li>• Galvanized Steel</li> <li>• Aluminum</li> </ul> <p><b>NOTE:</b> For structural repairs prone to high degrees of stress and flexibility, use a fiber reinforced filler such as Everglass®, Kitty Hair® or Fiber Tech®.</p>												
<p>Preparation</p> 	<ul style="list-style-type: none"> <li>• Clean and degrease the entire panel to be repaired with soap and water, followed by a mild cleaning solvent. Surface must be thoroughly dry before repairing or applying material.</li> <li>• Keep the repair area small. Use 40-80 grit to remove the paint and featheredge.</li> </ul>												
<p>Mixing</p> 	<ul style="list-style-type: none"> <li>• Stir the filler before using. Knead the cream hardener.</li> <li>• Measure hardener 2% by weight (add a ribbon of cream hardener from edge to edge across the center of a 4" diameter puddle).</li> <li>• Puddles larger than 4" (10 cm) in diameter will require additional hardener. Mix thoroughly until uniform color is achieved.</li> <li>• Approximate setting time is 4 - 5 minutes @ 72°F (22°C)</li> </ul>												
<p>Application</p> 	<ul style="list-style-type: none"> <li>• Apply in layers with even firm pressure</li> <li>• Do not apply all at once</li> </ul> <p><b>NOTE:</b> Do not apply over new or uncured coatings. Avoid thick heavy applications.</p>												
<p>Finishing</p> 	<ul style="list-style-type: none"> <li>• Rough shape with 40 – 80 grit (as needed)</li> <li>• Sand filler with 80 grit or finer.</li> <li>• Final sand repair and paint edge 180 grit.</li> </ul> <p>For best results, apply a premium Evercoat polyester putty to provide a smoother finish and reduce the amount of primer surfacer needed for a quality finish.</p>												
<p>Technical Specifications</p>	<table border="0"> <tr> <td>Appearance</td> <td>Pink Thixotropic Liquid</td> </tr> <tr> <td>VOC</td> <td>Refer to Section 9 of the Safety Data Sheet</td> </tr> <tr> <td>Relative Density</td> <td>Refer to Section 9 of the Safety Data Sheet</td> </tr> <tr> <td>Working Time</td> <td>4-5 min.</td> </tr> <tr> <td>Sand Time</td> <td>15-18 min.</td> </tr> <tr> <td>Max Recommended Thickness (sanded)</td> <td>1/8 inch (3mm)</td> </tr> </table> <p><b>NOTE:</b> Properties are typical values and should not be considered as sales specifications.          Physical testing performed @ ~72°F (22°C) / 75% RH unless otherwise noted.</p>	Appearance	Pink Thixotropic Liquid	VOC	Refer to Section 9 of the Safety Data Sheet	Relative Density	Refer to Section 9 of the Safety Data Sheet	Working Time	4-5 min.	Sand Time	15-18 min.	Max Recommended Thickness (sanded)	1/8 inch (3mm)
Appearance	Pink Thixotropic Liquid												
VOC	Refer to Section 9 of the Safety Data Sheet												
Relative Density	Refer to Section 9 of the Safety Data Sheet												
Working Time	4-5 min.												
Sand Time	15-18 min.												
Max Recommended Thickness (sanded)	1/8 inch (3mm)												
<p>Safety</p>	<p>Read all directions and warnings prior to using Evercoat products. Safety Data Sheets can be found online at evercoat.com. Note: Never return mixed filler to can. Keep can closed and store in a cool dry place. USE WITH EVERCOAT® CREAM HARDENER ONLY!</p>												
<p>Notes</p>	<ul style="list-style-type: none"> <li>• Never return mixed filler to can</li> <li>• Keep can closed and store in a cool dry place</li> </ul> <p><b>USE WITH CREAM HARDENER ONLY!</b></p>												